



BASIC TAJWEED

التجويد الأساسي

For non-Arabic Speakers

English Edition

Amira Sami Al-Omairy



FOLLOW US



Visit our website for more
www.ijazah.com



Contact Us To Find Out More
+1 (571) 435-3533

Basic Tajweed

For non-Arabic speakers

(general tajweed rules for correct Quran recitation)

By:

Amira Sami Al-Omairy

تَقْدِيم

الحمد لله الذي نزل الفرقان على عبده ليكون للعالمين نذيراً، وفرّقه له ليقراه على الناس على مُكث ونزله تنزيلاً، كذلك ليثبت به فؤاده ورتّله له ترتيلاً، والصلاة والسلام على الأمين الذي بلسانه يسّر الله كتابه، إنه كان بعباده خبيراً بصيراً،

أما بعدُ فقد أنتم الله بفضلِهِ ورحمته المِنَّة، وأعان على إتمام هذا العمل من غير حولٍ منّا ولا قوّة، ونسأله سبحانه ألا يجعل من أعمالنا نصيباً لغيره، وألا يحرمننا بذنوبنا إكرامه وتوفيقه وعونه، إنه نعم المولى ونعم النصير، وهو سبحانه على ذلك قدير وبه كفيل وهو حسبنا في كل أمورنا ونعم الوكيل.

بين طيّات هذا الكتاب منهج عمليّ تطبيقيّ تمّ إعداده لتيسير أحكام التلاوة والتجويد الأساسيّ على أصحاب الألسنة غير العربيّة، مُراعياً إمكانيّاتهم اللغوية، وحدائث عهدهم بقراءة العربية، لا سيما خط المصحف الشريف وما به من دلالات وعلامات تميّز بها عن غيره من الخطوط، وقد تمّ إعداد هذا المنهج إكمالاً للبرنامج التدريبي الذي تمّ تقديمه لمعلمي القرآن الكريم تأهيلاً لهم لتعليم الناطقين بغير العربية، وهو مشروحٌ بالكامل في مقاطع مرئية على الشبكة لمن أراد التدرّب على كيفية تدريسه للطلّاب، ونسأل الله تعالى أن يتقبله وينفع به ويجعله عوناً لمن أراد تعلّم أو تعليم تلاوة كتابه العزيز على الوجه الذي يرضيه سبحانه، وآخر دعوانا أن الحمد لله ربّ العالمين.

أميرة سامي العُميريّ

الاثنين 25 صفر 1442 هـ

12 أكتوبر 2020 م

introduction

- A simple explanation of the general Tajweed rules was covered in this book for Qur'an recitation with the narration of "Hafs an Asim mn tareeq al-Shatibiya".
- This curriculum: [\[Basic Tajweed for non-Arabic speakers\]](#) is the second level which should be studied after the first level [\[Quranic Arabic for non-Arabic speakers\]](#) in which all the different sounds and phonemic combinations of the Arabic Alphabet are explained and well practiced as a Quran foundation course.
- This curriculum should be studied with a teacher "sheikh" for correct pronunciation and proper applying of the rules.
- The course contained within this book is a practical program that basically seeks the correct application for reciting the Holy Qur'an.
- May Allah accept all our good deeds and make it easy for all Muslims to recite his book in the proper way.

[Amira Sami Al-Omairy](#)

[Online Quran tutor for English speakers.](#)

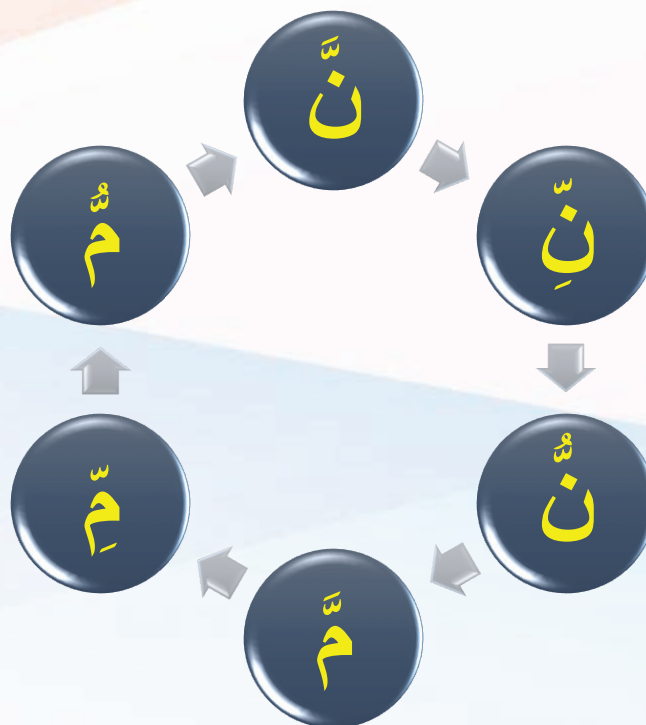
Contents:

- 1. Rules of Meem and Noon mushaddadah.**
- 2. Rules of Noon sakinah and Tanween:**
 - Throat clarity (Ith-har halqi)
 - Merging (Idgham)
 - Changing/turning (Qalb)
 - Real hiding (Ikhfaa haqiqi)
- 3. Rules of Meem sakinah:**
 - Oral hiding (Ikhfaa shafawy)
 - Small merging (Idgham saghier)
 - Oral clarity (Ith-har shafawy)
- 4. Rules of Laam sakinah.**
- 5. Cases of the letter Raa.**

1

Rules of Noon and Meem Mushaddadah

أحكام النون والميم
المُشَدَّدَتَيْنِ



Lesson plan

Articulation point of the letter Noon.

Articulation point of the letter Meem.

Meaning and mechanism of nasalization (Ghunnah).

Meaning of duplication (Tashdeed).

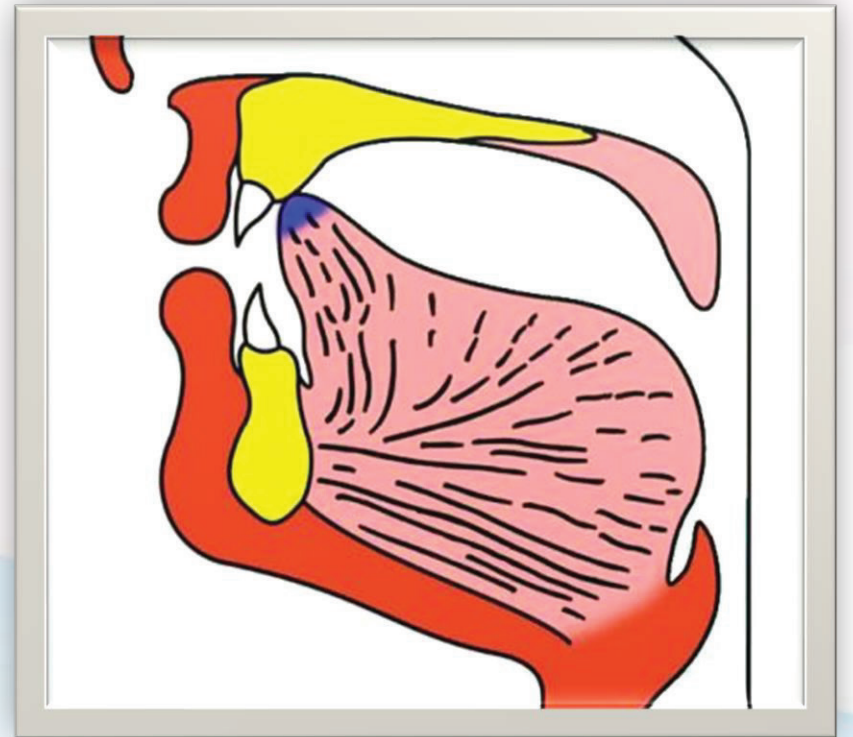
How to apply the rule.

Practice with examples.

Articulation point of the letter Noon

Noon letter is articulated by meeting the tip of the tongue with the gums of upper teeth

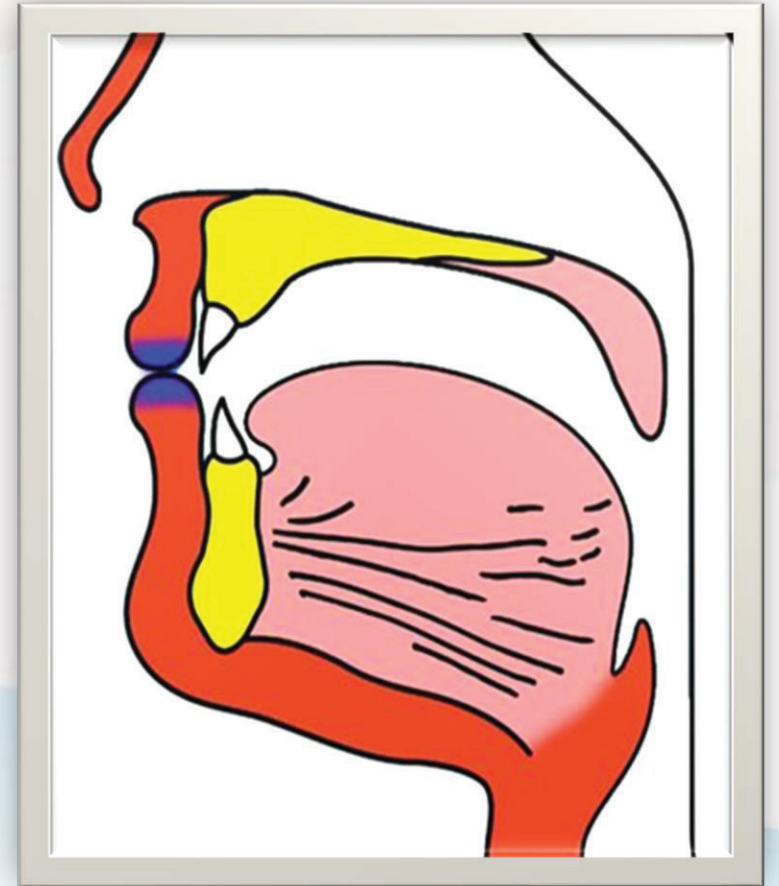
Put your tongue's tip on the gums of your two upper front incisors and try producing the sound (Annn)



**Articulation point of the letter
Meem**

Meem letter is articulated by
closing the two lips together

close your two lips
together without
much pressing and
try producing the
sound (Amm)



What is Ghunnah?

1) Pronounce the sound Ann.

2) Pronounce the sound Ammm, can you feel this vibration in your nose?

3) Now close your nose by your fingers and try to pronounce the two sounds again.

They cannot be pronounced!

Why keeping your nose opened is important to pronounce Meem and Noon?



Activity:

Ghunnah

This nasal sound which is emitted from the nose when we pronounce the two letters meem and noon is called “Ghunnah” nasalization.

Noon and meem are called letters of ghunnah.

This ghunnah is a required characteristic of the noon and meem.


Ghunnah cannot be separated from these two letters and is inherent part of their makeup.

Shaddah sign looks like a very small seen head letter on the top.

Letter with a shaddah is called mushddad letter.

Mushddad letter means that we have two letters “doubled letter”, first one is sakin and the second one is with a vowel.

Shadda



هَمْزٌ = هَمْزٌ + هَمْزٌ

رَبٌّ = رِبٌّ + بٍ

أَفٌّ = أَفٌّ + فٍ

دَا = دَعٌّ + طَا

شَرٌّ = شَرٌّ + رٌ

ضِدًّا = ضِدٌّ + دَا

How can we apply the rule?

حَمَالَةٌ - مُحَمَّدٌ	الْمَزْمِلُ
لَمَّا - ثُمَّ	سَمِعُونَ

For Meem mushddadah

1) Close the lips together to pronounce the letter meem.

2) Keep them closed for a period of time with ghunnah.

For Noon mushddadah

1) Keep your tongue on its articulation point.

2) Produce ghunnah for a period of time.

النِّسَاءِ -	جَنَّتِ النَّعِيمِ
وَيَمْنِيهِمْ	إِنَّ - كَأَنَّ

Note:

This type of
ghunnah is
called the
most
complete
ghunnah

Ghunnah time
is for
approximately
two counts

conclusion

When you find one of the two letters Meem or Noon carrying a shadda sign apply the most complete ghunnah for approximately two counts.

If the reader stops on a word ending with Noon or Meem mushddadah the ghunnah still has to be applied.

Practice with Quranic examples:

حَمَّالَةٌ

الْحَنَّاسِ

النَّاسِ

النَّعِيمِ

مُتَمِّمٌ

لَتَرَوُنَّهَا

لَيُنْبَذَنَّ

مِمَّا

لَمَّا

فَأُمَّهُ

فَأَمَّا

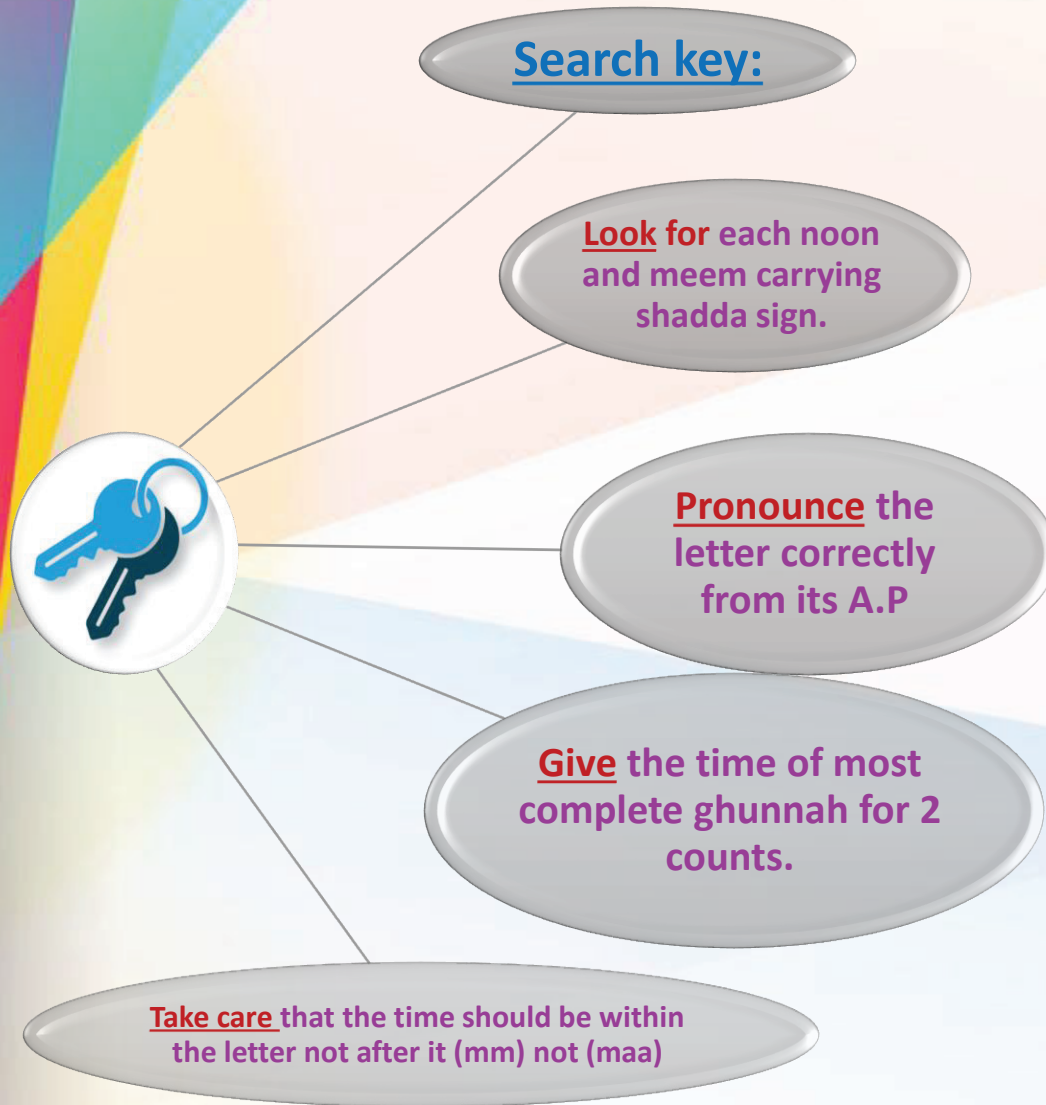
ظَنَّ

مِمَّا

الْجَنَّةِ

النُّجُومِ

Search for all “most complete Ghunnah” rule then apply it correctly.

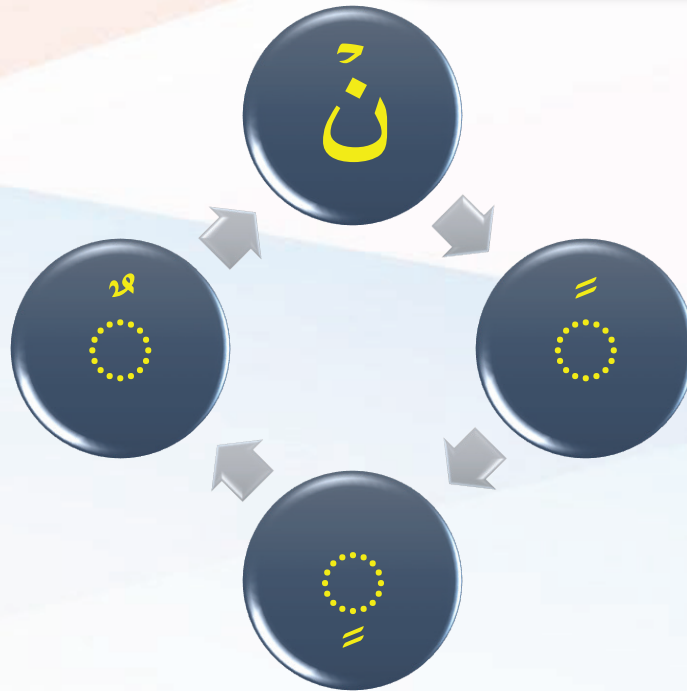


فِيكُمْ عُمْرًا مِّن قَبْلِهِ أَفَلَا تَعْقِلُونَ ﴿١٦﴾ فَمَنْ أَظْلَمُ
مِمَّنِ افْتَرَىٰ عَلَى اللَّهِ كَذِبًا أَوْ كَذَّبَ بِآيَاتِهِ إِنَّهُ
لَا يُفْلِحُ الْمُجْرِمُونَ ﴿١٧﴾ وَيَعْبُدُونَ مِن دُونِ اللَّهِ
مَا لَا يَضُرُّهُمْ وَلَا يَنْفَعُهُمْ وَيَقُولُونَ هَؤُلَاءِ شَفَعُوا
عِنْدَ اللَّهِ قُلْ أَتُنَبِّئُونَ اللَّهَ بِمَا لَا يَعْلَمُ فِي السَّمَوَاتِ وَلَا
فِي الْأَرْضِ سُبْحَانَهُ وَتَعَالَىٰ عَمَّا يُشْرِكُونَ ﴿١٨﴾ وَمَا كَانَ
النَّاسُ إِلَّا أُمَّةً وَاحِدَةً فَأَخْتَلَفُوا وَلَوْ لَا كَلِمَةٌ
سَبَقَتْ مِنَ رَبِّكَ لَقُضِيَ بَيْنَهُمْ فِيمَا فِيهِ يَخْتَلِفُونَ
﴿١٩﴾ وَيَقُولُونَ لَوْلَا أَنْزَلَ عَلَيْهِ آيَةٌ مِّن رَّبِّهِ فَقُلْ إِنَّمَا
الْغَيْبُ لِلَّهِ فَانْتَظِرُوا إِنِّي مَعَكُمْ مِنَ الْمُنْتَظِرِينَ ﴿٢٠﴾

2

Rules of Noon sakinah and Tanween

أحكام النُّونِ السَّاكِنَةِ
والتَّنْوِينِ



Introduction



**Why Noon
sakinah and
Tanween are
sharing the
same rules?**


Activity:

We have one word ends with four different vowels, Try to pronounce them correctly

سُلْطَانٍ سُلْطَانٌ سُلْطَانًا سُلْطَانًا

Sultannn Sultannn Sultannn Sultannn

Observation



The four words end with the same sound.

Tanween (in its three forms) is an unwritten Noon sakinah sound at the end of the word

conclusion

Tanween and Noon sakinah are two faces of a coin.



The correct pronunciation of them depends on the letter following them.




According to the following letter, Noon sakinah and tanween have four rules.



They are called: {rules of noon sakinah and tanween}

The four rules of Noon sakinah and Tanween



1
إظهار حلقى
throat
clarity

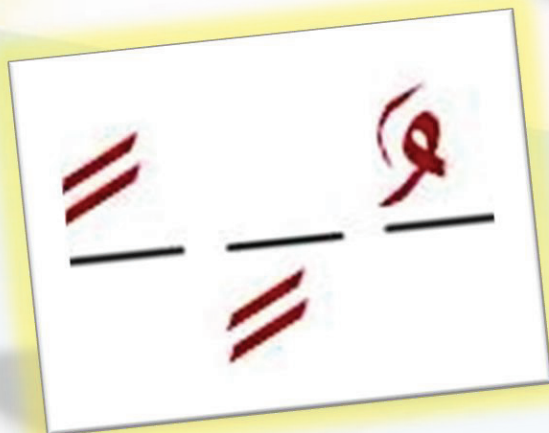
2
إدغام
merging

3
إقلاب
turning

4
إخفاء حقيقي
real hiding

First rule

الإظهار الحلقّي



clarity

Lesson plan

Meaning of clarity (ith-har halqi)

Letters of clarity.

Reason of clarity.

Way of pronunciation.

Practice with examples

Meaning of clarity

Ith-har halqi/ throat appearance/ throat clarity.

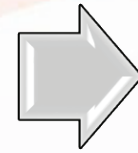
Is to pronounce the sound of noon sakinah and tanween clearly without any change.

No merging/no hiding/no changing.

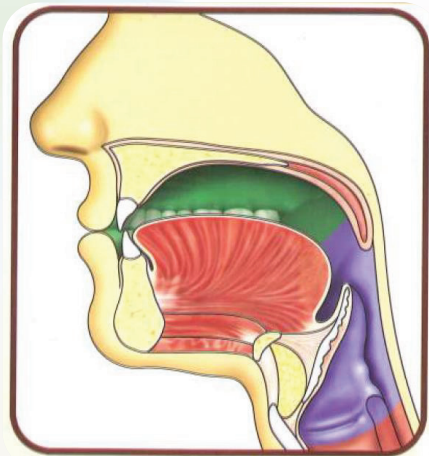


Reason of clarity

the letters of clarity are the six throat letters:



ء / هـ / ع / ح / غ / خ




They are so far from the articulation point of the letter Noon, so that we cannot make any relationship in-between

Way of pronouncing

When you find the noon sakinah or tanween is followed by one of the six throat letters (ء/ه/ع/ح/غ/خ) pronounce it clearly without any change.

The rule of clarity can be applied in one word or even in between two words.

In case of ith-har halqi noon sakinah carries a sukoon sign on its top and tanween takes one of these shapes:



Practice with Quranic examples:

مِّنْ خَوْفٍ

عَنْهُ

حَاسِدٍ إِذَا

كُفُّوا أَحَدٌ

يَوْمَئِذٍ عَنِ

نَارٍ حَامِيَةٍ

مَنْ خَفَّتْ

طَيْرًا أَبَابِيلَ

كَذِبَةٍ خَاطِئَةٍ

ذَرَّةٍ خَيْرًا

الْأَنْهَارُ

مِنْ أَهْلِ

يَنْهَى

أَجْرٍ غَيْرِ

مِنْ أَهْلِ

مِنْ أَلْفٍ

Search for all “throat clarity” rule then apply it correctly.

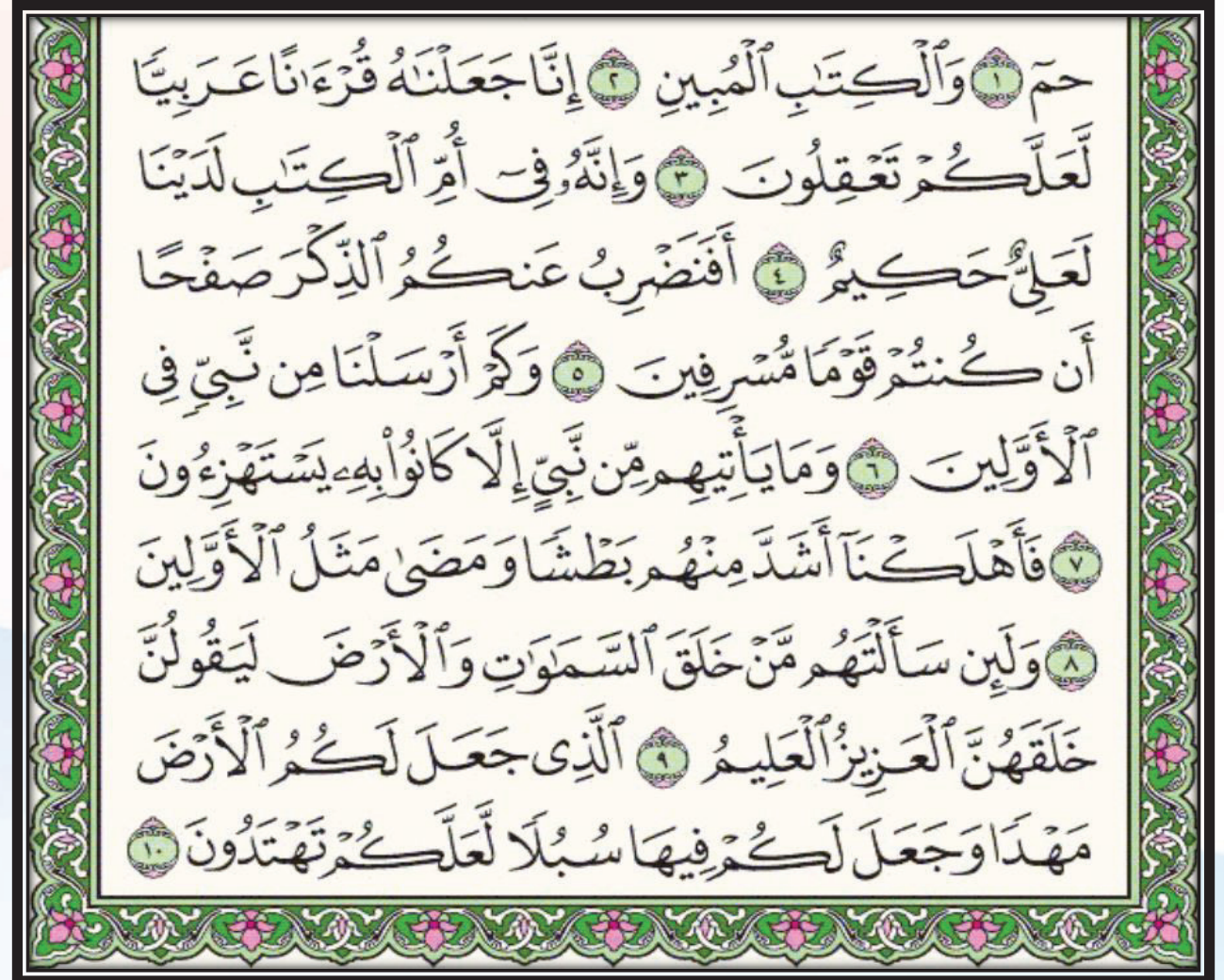
Search key:

Look for Noon sakinah or any type of Tanween.

Look at the following letter.


If it is one of the six throat letters, so we have clarity case.

Apply the rule and pronounce the sound correctly.



second rule

الإدغام



Merging

Lesson plan

Meaning of Idgham(merging)

Types of Idgham.

Letters of idgham.

Imp. Notes about the rule.

Way of pronunciation

Practice with examples

Meaning of idghaam

Idghaam means insertion of one thing into another.

Merging / fusion / assimilation.

The sound of noon sakinah or tanween will be merged into the following letter.

They will be one mushddad letter of the second one.

Types of Idghaam



Idghaam **with** ghunnah.

In which we erase the sound of noon but we do not erase the gunnah.

Idghaam **without** ghunnah.

In which we erase both the sound of noon and its ghunnah

مَنْ يَقُولُ ← مَيِّقُولُ

With applying ghunnah

مِنْ رَبِّكُمْ ← مِرِّبِكُمْ

Without applying ghunnah

Letters of idghaam

ي ان ام او

For idgham with
ghunnah

ل ر

For idgham without
ghunnah

ي ان ام او

(4 letters for idghaam **with**
ghunnah)

+

ل ا ر

(2 letters for idghaam **without**
ghunnah)



پر مءون

(6 letters for
idghaam)

Note:

The rule of idghaam is applied only in between two words.

Noon sakinah or tanween is at the end of the first word, the letter of idghaam is at the beginning of the second word.

In case of idghaam noon sakinah will be written without any vowels, and tanween will take these forms:



When noon sakinah is followed by a letter of idgham within
the same word
what shall we do?

This case occurred in only four words:

We pronounce
clear noon sakinah
in this case without
any merging

This exception is
called (ith-har
mutlaq) (absolute
appearance)

بَيْن

الدُّنْيَا

فِتْوَان

صِنْوَان

conclusion

When you find Noon sakinah or tanween followed by one of the four letters: ي / ان / ام / او

Merge the sound of noon into the following letter and apply a most complete ghunnah.

When you find noon sakinah or tanween followed by one of the two letters ل / ر

Erase the sound of noon completely without any ghunnah.

When you find noon sakinah followed by a letter of idghaam within the same word pronounce the sound of noon clearly without merging.

Examples on:

EXAMPLES ON:

إدغام بغنة



Merging
with
ghunnah

Practice with Quranic examples:

مِّن مَّسَدٍ

حَبْلٌ مِّن

عَابِدٌ مَّا

جَمِيعًا وَمِثْلَهُ

مِن نِّعْمَةٍ

مَالًا وَعَدَدَهُ

بِحِجَارَةٍ مِّن

جُوعٍ وَعَآمَنَّهُمْ

نَارٌ مُّؤَصَّدَةٌ

لَّن يَقْدِرَ

فِي عَمَدٍ مُّمَدَّدَةٍ

رَاضِيَةً مَّرْضِيَّةً

Practice with Quranic examples(2):

إِن نَّفَعَتِ

سُرُّ مَرْفُوعَةٌ

يَوْمَئِذٍ نَّاعِمَةٌ

عَامِلَةٌ نَّاصِبَةٌ

قُرْءَانٌ مَّجِيدٌ

قُوَّةٍ وَلَا

خَيْرٌ وَأَبْقَى

مَنْ يَخْشَى

عَيْنًا يَشْرَبُ

لَنْ يَحْجُرَ

حِسَابًا يَسِيرًا

لَوْجٍ مَّحْفُوظٍ

Search for all “Merging with Ghunnah” rule then apply it correctly.

Search key:

Look for Noon sakinah
or any type of Tanween.

Look at the following
letter.

If it is one of the four letters
ي ا ن ا م و
so we have merging with
ghunnah case.

Apply the rule and
pronounce the sound
correctly.

يَلِيحِي خُذِ الْكِتَابَ بِقُوَّةٍ وَآتَيْنَاهُ الْحُكْمَ صَبِيحًا ﴿١٢﴾
وَحَنَانًا مِّن لَّدُنَّا وَزَكَاةً وَكَانَ تَقِيًّا ﴿١٣﴾ وَبَرًّا بِوَالِدَيْهِ وَلَمْ
يَكُنْ جَبَّارًا عَصِيًّا ﴿١٤﴾ وَسَلَّمْ عَلَيْهِ يَوْمَ وُلِدَ وَيَوْمَ يَمُوتُ
وَيَوْمَ يُبْعَثُ حَيًّا ﴿١٥﴾ وَأذْكَرْ فِي الْكِتَابِ مَرْيَمَ إِذِ انْتَبَذَتْ
مِن أَهْلِهَا مَكَانًا شَرْقِيًّا ﴿١٦﴾ فَاتَّخَذَتْ مِنْ دُونِهِمْ حِجَابًا
فَأَرْسَلْنَا إِلَيْهَا رُوحَنَا فَتَمَثَّلَ لَهَا بَشَرًا سَوِيًّا ﴿١٧﴾ قَالَتْ إِنِّي
أَعُوذُ بِالرَّحْمَنِ مِنْكَ إِنْ كُنْتَ تَقِيًّا ﴿١٨﴾ قَالَ إِنَّمَا أَنَا رَسُولُ
رَبِّكِ لِأَهَبَ لَكِ غُلَامًا زَكِيًّا ﴿١٩﴾ قَالَتْ أَنَّى يَكُونُ لِي
غُلَامٌ وَلَمْ يَمَسَّسْنِي بَشَرٌ وَلَمْ أَكُ بَغِيًّا ﴿٢٠﴾ قَالَ كَذَلِكَ
قَالَ رَبُّكَ هُوَ عَلِيَّ هَيِّنٌ وَلِنَجْعَلَهُ آيَةً لِلنَّاسِ وَرَحْمَةً
مِّنَّا وَكَانَ أَمْرًا مَّقْضِيًّا ﴿٢١﴾ * فَحَمَلَتْهُ فَانْتَبَذَتْ بِهِ

Examples on:

إدغام بغير غنة



Merging
without
ghunnah

Practice with Quranic examples:

عِشَّةٍ رَّاضِيَةٍ

هُمَزَةٍ لُّمَزَةٍ

وَيُلِّكُ

يَكُنْ لَهُ

أَنْ رَّعَاهُ

أَبَدًا رَّضِيَ

أَشْتَاتًا لِّيُرَوْا

يَوْمَئِذٍ خَيْرٌ

قَسَمٌ لِّذِي

أَكَلًا لَّمَّا

أَنْ لَّمْ

خَيْرٌ لَّكَ

Search for all “Merging without Ghunnah” rule then **apply** it correctly.

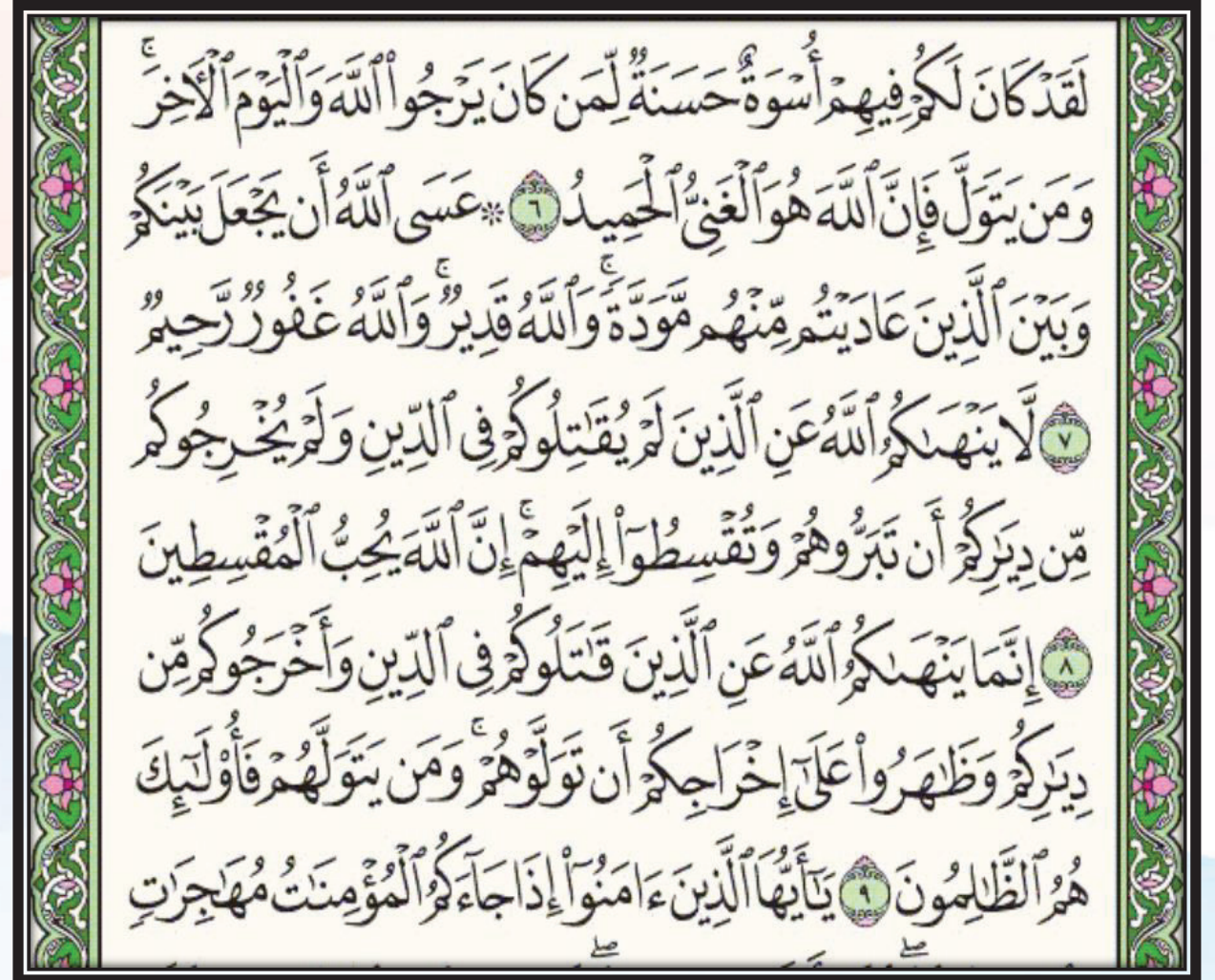
Search key:

Look for Noon sakinah or any type of Tanween.

Look at the following letter.

If it is one of the two letters
ل / ر
so we have merging without ghunnah case.

Apply the rule and pronounce the sound correctly.



Search for all “Merging” rule then apply it correctly.

Search key:

Look for Noon sakinah
or any type of Tanween.

Look at the following
letter.


If it is one of the six letters
ي ا ر ا م ا ن ا و ا ن
so we have merging case.

Apply the rule and
pronounce the sound
correctly.

أَلَيْمٌ شَدِيدٌ ﴿١٠٢﴾ إِنَّ فِي ذَلِكَ لَآيَةً لِّمَنْ خَافَ عَذَابَ الْآخِرَةِ
ذَلِكَ يَوْمٌ مَّجْمُوعٌ لَّهُ النَّاسُ وَذَلِكَ يَوْمٌ مَّشْهُودٌ ﴿١٠٣﴾
وَمَا نُؤَخِّرُهُ إِلَّا لِأَجَلٍ مَّعْدُودٍ ﴿١٠٤﴾ يَوْمَ يَأْتِ لَا تَكَلِّمُ نَفْسٌ
إِلَّا بِإِذْنِهِ فَمِنْهُمْ شَقِيٌّ وَسَعِيدٌ ﴿١٠٥﴾ فَأَمَّا الَّذِينَ شَقُوا فِى
النَّارِ لَهُمْ فِيهَا زَفِيرٌ وَشَهِيقٌ ﴿١٠٦﴾ خَالِدِينَ فِيهَا مَا دَامَتِ السَّمَوَاتُ
وَالْأَرْضُ إِلَّا مَا شَاءَ رَبُّكَ إِنَّ رَبَّكَ فَعَّالٌ لِّمَا يُرِيدُ ﴿١٠٧﴾
* وَأَمَّا الَّذِينَ سَعِدُوا فِى الْجَنَّةِ خَالِدِينَ فِيهَا مَا دَامَتِ
السَّمَوَاتُ وَالْأَرْضُ إِلَّا مَا شَاءَ رَبُّكَ عَطَاءٌ غَيْرَ مَجْذُوزٍ ﴿١٠٨﴾

third rule

الإقلاب/القلب



changing

Lesson plan

Meaning of qalb(changing)

The letter of qalb.

Imp. Notes about the rule.

Way of pronunciation

Practice with examples

Meaning of Iqlab

Is to change one letter into another one

Changing / turning

Noon sakinah or tanween will be changed into a hidden meem letter with applying ghunnah.

The rule of turning is
only applied

When noon sakinah or
tanween is followed by

Baa letter

(ب)

Way of pronunciation

When noon sakinah or tanween is followed by baa letter

Within the same word or in between two words

The sound of noon will be converted into meem sakinah

Then we hide the sound of this meem at the baa with applying ghunnah

The letter noon in case of qalb carries a small meem letter and tanween takes these forms 

مِنْ بَعْدِ



Note

Avoid leaving space between your two lips, they should touch each other slightly (gently)

Avoid much pressing on your lips while pronouncing the meem.



Practice with Quranic examples:

إِذِ أَنْبَعَثَ

مَنْ بَخَلَ

مِنْ بَعْدِ

لِيَنْبِذَنَّ

ذَنْبِ

مِنْ بَيْنِ

حِلٌّ بِهَذَا

بِذَنْبِهِمْ

يَوْمَئِذٍ بِأَسْرَةٍ

سَمِيعًا بَصِيرًا

فَأَنْبِئْنَا

مُنْفِطِرٍ بِهِ

Search for all “changing” rule then **apply** it correctly.

Search key:

Look for Noon sakinah
or any type of Tanween.

Look at the following
letter.

If it is a Baa letter

ب

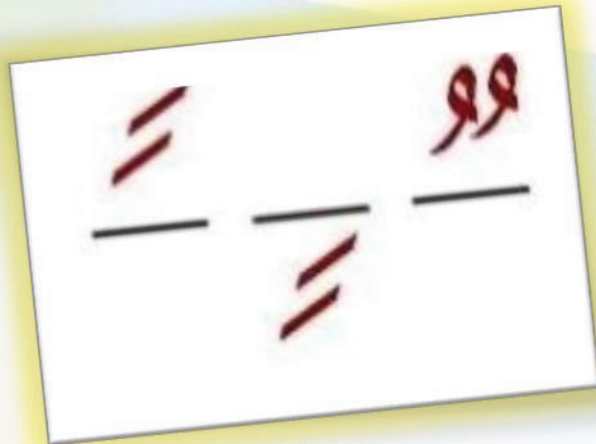
so we have turning case.

Apply the rule and
pronounce the sound
correctly.

وَإِذْ قَالَ رَبُّكَ لِلْمَلَأِكَةِ إِنِّي جَاعِلٌ فِي الْأَرْضِ خَلِيفَةً قَالُوا أَتَجْعَلُ فِيهَا مَنْ يُفْسِدُ فِيهَا وَيَسْفِكُ الدِّمَاءَ وَنَحْنُ نُسَبِّحُ بِحَمْدِكَ وَنُقَدِّسُ لَكَ قَالَ إِنِّي أَعْلَمُ مَا لَا تَعْلَمُونَ ﴿٣٠﴾ وَعَلَّمَ آدَمَ الْأَسْمَاءَ كُلَّهَا ثُمَّ عَرَضَهُمْ عَلَى الْمَلَأِكَةِ فَقَالَ أَنْبِئُونِي بِأَسْمَاءِ هَؤُلَاءِ إِنْ كُنْتُمْ صَادِقِينَ ﴿٣١﴾ قَالُوا سُبْحَانَكَ لَا عِلْمَ لَنَا إِلَّا مَا عَلَّمْتَنَا إِنَّكَ أَنْتَ الْعَلِيمُ الْحَكِيمُ ﴿٣٢﴾ قَالَ يَا آدَمُ أَنْبِئْهُمْ بِأَسْمَائِهِمْ فَلَمَّا أَنْبَأَهُمْ بِأَسْمَائِهِمْ قَالَ أَلَمْ أَقُلْ لَكُمْ إِنِّي أَعْلَمُ غَيْبَ السَّمَوَاتِ وَالْأَرْضِ وَأَعْلَمُ مَا تُبْدُونَ وَمَا كُنْتُمْ تَكْتُمُونَ ﴿٣٣﴾ وَإِذْ قُلْنَا لِلْمَلَأِكَةِ اسْجُدُوا لِآدَمَ

fourth rule

الإخفاء الحقيقي



Real hiding

Lesson plan

Meaning of Ikhfaa (hiding)

Types of real hiding.

Letters of each type.

Important Notes about the rule.

Way of pronunciation

Practice with examples


Meaning of Ikhfaa

Concealment or hiding

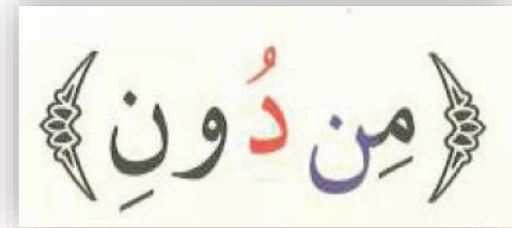
Is to pronounce Noon sakinah and tanween in a way in between clarity and merging.

Hide the sound of noon sakinah and tanween at the following letter with applying ghunnah

Ghunnah of the real hiding matches the following letter in heaviness and lightness



So, according to ghunnah the real hiding is divided into two types:



Real hiding with heavy ghunnah

Real hiding with light ghunnah

Types of real hiding

1) Real hiding with heavy ghunnah

When noon sakinah and tanween are followed by one of these five heavy letters

ق / ص / ض / ط / ظ

Sound of Noon will be hidden at them with applying heavy ghunnah

2) Real hiding with light ghunnah

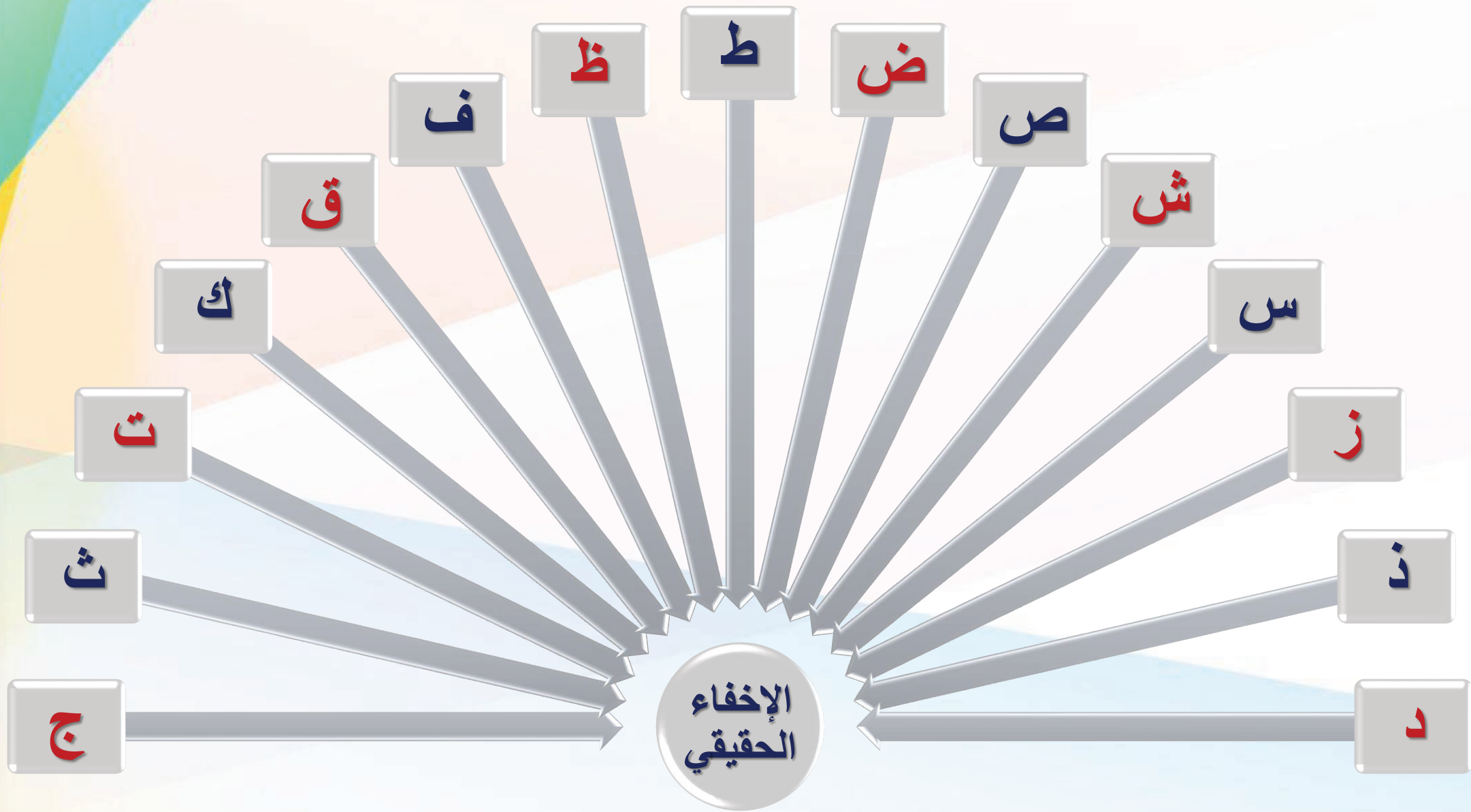
When noon sakinah and tanween are followed by one of these ten light letters

ت / ث / ج / د / ذ / ز / س / ش / ك / ف

Sound of Noon will be hidden at them with applying light ghunnah

Letters of real hiding






Notes:

Real hiding is applied within one word and in between two words.


It is called haqiqi (real) because the sound of noon is really hidden at the following letter.

Like the rule of merging noon sakinah will be written without any vowels and tanween takes the same forms:




Way of pronunciation


When you look at the letter following the noon sakinah or tanween and find it not a letter of ith-har/idghaam/iqlab, so it is a letter of ikhfaa haqiqi



If this letter is a heavy letter, you should hide the sound of noon at this letter while holding a heavy complete ghunnah



If the letter is light, you should hide the sound of noon at it while holding a light complete ghunnah



Correct hiding will be obtained by placing the tongue in a position of readiness to articulate the following letter while holding the ghunnah

Practice with Quranic examples(1):

عَنْ صَلَاتِهِمْ	أَنْتُمْ	نَارًا ذَاتَ	مِنْ شَرِّ
الْإِنْسَانِ	مَنْ ثَقُلَتْ	الْمَنْفُوشِ	مِنْ جُوعٍ
عَدْنٍ تَجْرِي	مِنْ تَحْتِهَا	يَوْمَئِذٍ تُحَدِّثُ	ذَرَّةٍ شَرًّا
مُنْفَكِينَ	أَنْزَلْنَاهُ	مِنْ كُلِّ	نَاصِيَةٍ كَذِبَةٍ

Practice with Quranic examples(2):

أَنْقَضَ

فَأَنْصَبُ

إِنْ كَذَّبَ

يَنْتَهِي

نِعْمَةً تُجْزَى

ضَالًّا فَهَدَى

يَتِيْمًا فَعَاوَى

عِنْدَكَ

مَنْ زَكَّاهَا

نَارًا تَلْظَى

فَأَنْذَرْتُكُمْ

عِنْدَهُ

يَتِيْمًا ذَا

مِنْ تَسْنِيمٍ

مِسْكِينًا ذَا

مَنْ دَسَّاهَا

Practice with Quranic examples(3):

حُبًّا جَمًّا

دَكًّا دَكًّا

صَفًّا صَفًّا

إِطْعَمُ فِي

مِنْ جُوعٍ

مِنْ ضَرِيْعٍ

عَيْنٌ جَارِيَةٌ

مَنْ تَوَلَّى

مَاءٍ دَافِقٍ

لِقَوْلٍ فَصْلٌ

تَنَسَى

مَنْ تَزَكَّى

كَدْحًا فَمُلْقِيهِ

شَيْءٍ شَهِيدٌ

فَلْيَنْظُرِ

مِنْ قُوَّةٍ

Search for all “real hiding” rule then apply it correctly.

Search key:

Look for Noon sakinah or any type of Tanween.

Look at the following letter.

If it is not a letter of clarity/merging/turning so we have a real hiding case.

Apply the rule and pronounce the sound correctly.

أَلَمْ نَخْلُقْكُمْ مِنْ مَّاءٍ مَّهِينٍ ﴿٢٠﴾ فَجَعَلْنَاهُ فِي قَرَارٍ مَّكِينٍ ﴿٢١﴾ إِلَىٰ قَدْرِ
مَعْلُومٍ ﴿٢٢﴾ فَقَدَرْنَا فَنِعْمَ الْقَادِرُونَ ﴿٢٣﴾ وَيَلُّ يَوْمَئِذٍ لِلْمُكَذِّبِينَ ﴿٢٤﴾
أَلَمْ نَجْعَلِ الْأَرْضَ كِفَاتًا ﴿٢٥﴾ أَحْيَاءَ وَأَمْوَاتًا ﴿٢٦﴾ وَجَعَلْنَا فِيهَا رِوَاسِيَّ
شِمَخَاتٍ وَأَسْقَيْنَاكُمْ مَّاءً فُرَاتًا ﴿٢٧﴾ وَيَلُّ يَوْمَئِذٍ لِلْمُكَذِّبِينَ ﴿٢٨﴾
أَنْطَلِقُوا إِلَىٰ مَا كُنْتُمْ بِهِ تَكْذِبُونَ ﴿٢٩﴾ أَنْطَلِقُوا إِلَىٰ ظِلِّ ذِي ثَلَاثِ
شُعَبٍ ﴿٣٠﴾ لَا ظَلِيلٍ وَلَا يُغْنِي مِنَ الْهَبِّ ﴿٣١﴾ إِنَّهَا تَرْمِي بِشَرَرٍ
كَالْقَصْرِ ﴿٣٢﴾ كَأَنَّهُ جِمَلَتٌ صُفْرٌ ﴿٣٣﴾ وَيَلُّ يَوْمَئِذٍ لِلْمُكَذِّبِينَ ﴿٣٤﴾
هَذَا يَوْمٌ لَا يَنْطِقُونَ ﴿٣٥﴾ وَلَا يُؤْذَنُ لَهُمْ فَيَعْتَذِرُونَ ﴿٣٦﴾ وَيَلُّ يَوْمَئِذٍ
لِلْمُكَذِّبِينَ ﴿٣٧﴾ هَذَا يَوْمُ الْفَصْلِ جَمَعْنَاكُمْ وَالْأُولَىٰ ﴿٣٨﴾ فَإِنْ كَانَ

General exercise

Search for:

- 1) Throat Clarity
- 2) Real hiding with heavy ghunnah
- 3) Real hiding with light ghunnah
- 4) Merging with ghunnah
- 5) Merging without ghunnah
- 6) Changing
- 7) Absolute clarity

تَبْرَكَ الَّذِي بِيَدِهِ الْمُلْكُ وَهُوَ عَلَى كُلِّ شَيْءٍ قَدِيرٌ ﴿١﴾ الَّذِي خَلَقَ
الْمَوْتَ وَالْحَيَاةَ لِيَبْلُوَكُمْ أَيُّكُمْ أَحْسَنُ عَمَلًا وَهُوَ الْعَزِيزُ الرَّحِيمُ ﴿٢﴾
الَّذِي خَلَقَ سَبْعَ سَمَاوَاتٍ طِبَاقًا مَا تَرَى فِي خَلْقِ الرَّحْمَنِ مِنْ
تَفَوُّتٍ فَارْجِعِ الْبَصَرَ هَلْ تَرَى مِنْ فُطُورٍ ﴿٣﴾ ثُمَّ ارْجِعِ الْبَصَرَ كَرَّتَيْنِ
يَنْقَلِبْ إِلَيْكَ الْبَصَرُ خَاسِئًا وَهُوَ حَسِيرٌ ﴿٤﴾ وَلَقَدْ زَيَّنَّا السَّمَاءَ
الَّذِي بَيْنَ يَدَيْكُمْ بِصَبِيحٍ وَجَعَلْنَا نَاجِمَاتٍ لِلسَّيِّطِينَ وَأَعْتَدْنَا لَهُمْ عَذَابَ
السَّعِيرِ ﴿٥﴾ وَلِلَّذِينَ كَفَرُوا بِرَبِّهِمْ عَذَابُ جَهَنَّمَ وَيَبَسُّ الْمَصِيرُ
﴿٦﴾ إِذَا الْقُؤُوفُ فِيهَا سَمِعُوا لَهَا شَهِيقًا وَهِيَ تَفُورٌ ﴿٧﴾ تَكَادُ تَمَيَّزُ
مِنَ الْغَيْظِ كُلَّمَا أَلْقَى فِيهَا فَوْجٌ سَأَلَهُمْ خَزَنَتُهَا أَلَمْ يَأْتِكُمْ نَذِيرٌ ﴿٨﴾
قَالُوا بَلَى قَدْ جَاءَنَا نَذِيرٌ فَكَذَّبْنَا وَقُلْنَا مَا نَزَّلَ اللَّهُ مِنْ شَيْءٍ إِنْ أَنْتُمْ
إِلَّا فِي ضَلَالٍ كَبِيرٍ ﴿٩﴾ وَقَالُوا لَوْ كُنَّا نَسْمَعُ أَوْ نَعْقِلُ مَا كُنَّا فِي أَصْحَابِ
السَّعِيرِ ﴿١٠﴾ فَأَعْتَرَفُوا بِذَنبِهِمْ فَسُحِقًا لِأَصْحَابِ السَّعِيرِ ﴿١١﴾
إِنَّ الَّذِينَ يَخْشَوْنَ رَبَّهُم بِالْغَيْبِ لَهُمْ مَغْفِرَةٌ وَأَجْرٌ كَبِيرٌ ﴿١٢﴾

3

Rules of Meem sakinah and Tanween

م

أحكام الميم الساكنة

Lesson plan

The three rules of Meem sakinah

Meaning and mechanism of oral hiding.

Practice oral hiding with examples.

Meaning and mechanism of small merging.

Practice small merging with examples.

Meaning and mechanism of oral clarity.

Practice oral clarity with examples

According to the following letter, MEEM sakinah has three possible rules:

1) إخفاء شفوي
(oral hiding)

2) إدغام شفوي (مثلين صغير)
(Small merging)

3) إظهار شفوي
(oral clarity)

Rules of Meem sakinah

Oral hiding

إخفاء شفوي

Small merging

إدغام صغير

Oral clarity

إظهار شفوي

first rule

الإخفاء الشفوي

oral hiding

The real hiding

الإخفاء الشفوي

If Meem sakinah is followed immediately by Baa letter, we then hide the meem at this baa with applying ghunnah.

This case does not occur except in between two words.

Meem sakinah in case of oral hiding carries nothing.

The following letter baa is not mushddad.

Oral (shafawy) means that we apply it with our two lips from which meem and baa are articulated.

Practice with Quranic examples:

رَبُّهُمْ بِذُنُوبِهِمْ

يَعْلَمُ بِأَنَّ

رَبَّهُمْ بِهِمْ

تَرْمِيهِمْ بِحِجَارَةٍ

وَجَزَّاهُمْ بِمَا

كُنْتُمْ بِهِء

فَيُنَبِّئُكُمْ بِمَا

عَلَيْهِمْ
بِمُصِطِرٍ

بَيْنَكُمْ
بِمَعْرُوفٍ

رَبَّهُمْ بِالْغَيْبِ

هُمْ بِشَهَادَتِهِمْ

وَيُمَدِّدْكُمْ
بِأَمْوَالٍ

second rule

الإدغام الصغير

Small merging

The small merging

الإدغام الصغير

If there is meem sakinah followed by meem with a vowel in the same word or between two words, we are then required to pronounce only one meem mushaddada with most complete ghunnah.

In case of small merging meem sakinah carries nothing and the following meem carries shadda.

The word small (saghir) means that because the first letter is sakin and the second one is with vowel so we can merge them easily without much work.

Practice with Quranic examples:

قُلُوبِهِمْ مَّا

وَرَأَيْهِمْ مُّحِيطٌ

عَلَيْهِمْ مُّؤَصَّدَةٌ

وَعَامَنَّهُمْ مِّنْ

عَلَيْكُمْ مِّدْرَارًا

أَنْبَتَكُمْ مِّنْ

مِنْكُمْ مَّرْضَىٰ

نَخْلُكُمْ مِّنْ

يَنْصُرُكُمْ مِّنْ

مِنْكُمْ مُّكَذِّبِينَ

رَبِّهِمْ مُّشْفِقُونَ

لَكُمْ مِّنْ

third rule

الإظهار الشفوي

The oral clarity

The oral clarity

الإظهار الشفوي

When meem sakinah is followed by any of the Arabic letters other than baa or meem, it has to be pronounced clearly.

This can be in one word or between two words.

Special care should be taken when meem sakinah is followed by the letter (ف) or (و) to avoid applying oral hiding by mistake.

Meem sakinah in case of oral clarity carries sukun sign.

Practice with Quranic examples:

عَنْهُمْ وَرَضُوا

وَلَمْ يَكُنْ

وَلَمْ يُوَلِّدْ

لَمْ يَلِدْ

صَلَاتِهِمْ سَاهُونَ

هُمْ يُرَاءُونَ

لَكُمْ دِينُكُمْ

بِحَمْدِ

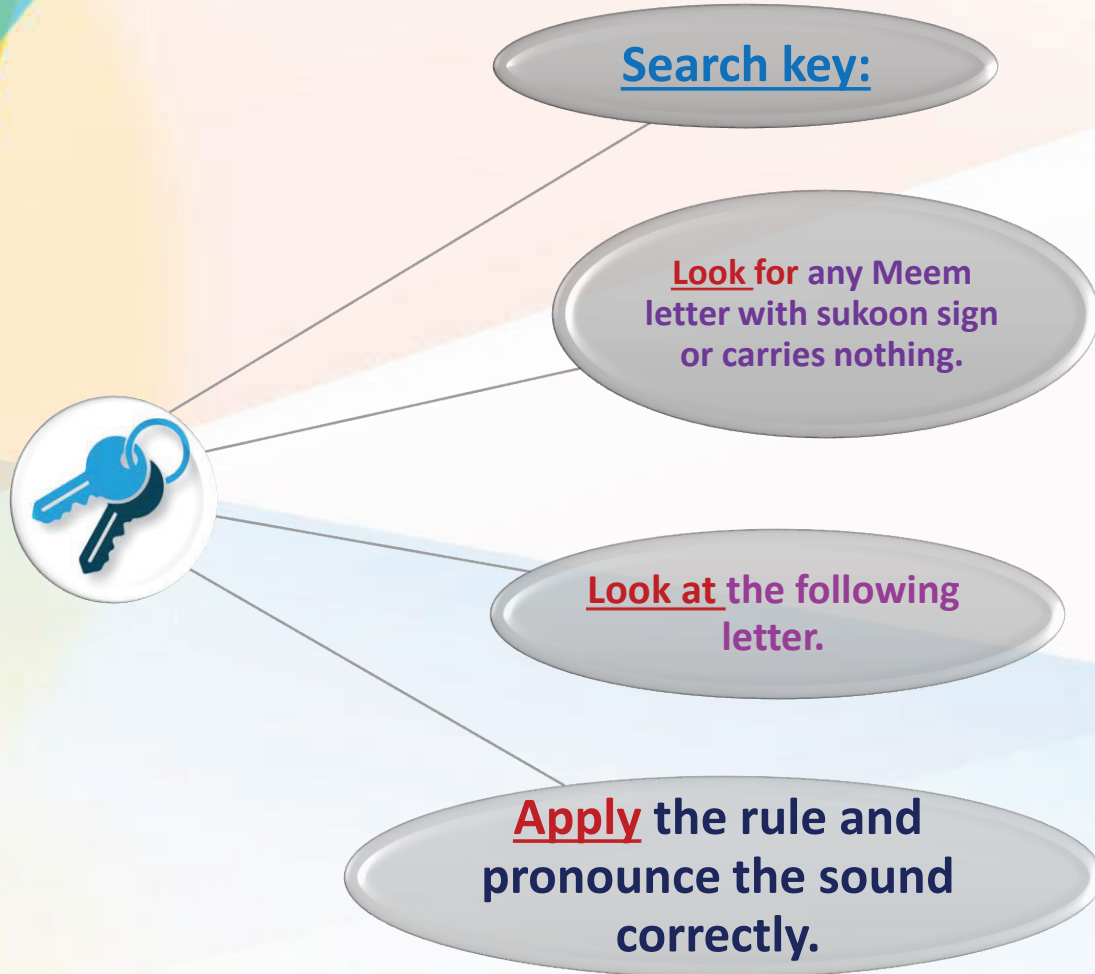
أَلَمْ يَجْعَلْ

عَلَيْهِمْ طَيْرًا

كَيْدَهُمْ فِي

فَجَعَلَهُمْ كَعَصْفٍ

Search for all “Meem Sakinah rules” then apply them correctly.



الْحَمْدُ لِلَّهِ الَّذِي خَلَقَ السَّمَوَاتِ وَالْأَرْضَ وَجَعَلَ الظُّلُمَاتِ
وَالنُّورَ ثُمَّ الَّذِينَ كَفَرُوا بِرَبِّهِمْ يَعْدِلُونَ ﴿١﴾ هُوَ الَّذِي
خَلَقَكُمْ مِنْ طِينٍ ثُمَّ قَضَىٰ أَجَلًا وَأَجَلٌ مُّسَمًّى عِنْدَهُ ثُمَّ أَنْتُمْ
تَمُوتُونَ ﴿٢﴾ وَهُوَ اللَّهُ فِي السَّمَوَاتِ وَفِي الْأَرْضِ يَعْلَمُ سِرَّكُمْ
وَجَهْرَكُمْ وَيَعْلَمُ مَا تَكْسِبُونَ ﴿٣﴾ وَمَاتَأْتِيهِمْ مِنْ آيَةٍ مِنْ
آيَاتِ رَبِّهِمْ إِلَّا كَانُوا عَنْهَا مُعْرِضِينَ ﴿٤﴾ فَقَدْ كَذَّبُوا بِالْحَقِّ
لَمَّا جَاءَهُمْ فَسَوْفَ يَأْتِيهِمْ أَنْبَاءُ مَا كَانُوا بِهِ يَسْتَهْزِءُونَ ﴿٥﴾ أَلَمْ
يَرَوْا كَمَا أَهْلَكْنَا مِنْ قَبْلِهِمْ مِنْ قَرْنٍ مَكَّنَّهِمْ فِي الْأَرْضِ مَا لَمْ
نُمْكِنْ لَهُمْ لَكُمُ وَرَأْسُنَا السَّمَاءَ عَلَيْهِمْ مَدْرَارًا وَجَعَلْنَا الْأَنْهَارَ
تَجْرِي مِنْ تَحْتِهِمْ فَأَهْلَكْنَاهُمْ بِذُنُوبِهِمْ وَأَنْشَأْنَا مِنْ بَعْدِهِمْ قَرْنًا
ءَاخِرِينَ ﴿٦﴾ وَلَوْ نَزَّلْنَا عَلَيْكَ كِتَابًا فِي قِرطاسٍ فَلَمَسُوهُ بِأَيْدِيهِمْ
لَقَالَ الَّذِينَ كَفَرُوا إِنْ هَذَا إِلَّا سِحْرٌ مُّبِينٌ ﴿٧﴾ وَقَالُوا لَوْلَا أَنْزَلَ
عَلَيْهِ مَلَكٌ وَلَوْ أَنْزَلْنَا مَلَكَ لَقُضِيَ الْأَمْرُ ثُمَّ لَا يُنظَرُونَ ﴿٨﴾

4

Rules of Laam sakinah

لُ



لِ



أَحْكَامُ اللَّامِ السَّكِينَةِ

Lesson plan

General rule about Laam sakinah.

Laam sakinah of the definite article.

Important notes about Laam sakinah.

Three common mistakes should be avoided.

The Laam of the word Allah.

Practice with examples.

General rule about laam sakinah:
ACCORDING TO PRECENCE OR ABCENCE OF
SUKOON SIGN:



Any laam sakinah will be pronounced clearly in case of carrying sukoon sign.



In case of being without any vowel (carries nothing) it will be skipped (dropped) (not pronounced).

Practice the pronounced
Laam sakinah with Quranic
examples:

عِلْمَ

يَجْعَلُ

لِلْمُصَلِّينَ

فَلْيَعْبُدُوا

لِلْهُدَى

أَلْفِ

أَنْزَلْنَاهُ

زُلْزِلَتْ

أَمْهَلُهُمْ

لِلْيُسْرَى

هَلْ

فَأَلْهَمَهَا

Practice the non pronounced
Laam sakinah with Quranic
examples:

بَلِّ رَبُّكُمْ

أَقُلُّكُمْ

بَلِّكُمْ

هَلُّكُمْ

بَلِّ رَفَعَهُ

قُلُّكُمْ

وَقُلُّ رَبِّ

فَهَلُّ لَنَا

هَلُّ لَكَ

The same rule for the laam of definite article

1) Pronounced Laam with sukoon sign

الْكِتَابِ

الْقُرْبَى

وَالْمَسْكِينِ

الْعَذَابِ

الْقُدْسِ

الْحَيَاةِ

2) Laam without sukoon sign (not pronounced)

الْدَّارُ

النَّاسَ

الصَّلَاةَ

الزَّكَاةَ

الدِّينَ

السَّمِيعُ

Important notes about laam sakinah:

Sakt means stopping for a while without taking breath (breathless pause) and indicated by small seen letter.

كَلَّا بَلَّ رَانَ عَلَى قُلُوبِهِمْ مَا كَانُوا يَكْسِبُونَ

Avoid

Avoid merging of laam sakinah when it comes before the letter noon at the middle of the word.

• جَعَلْنَا / قُلْنَا / أَنْزَلْنَا

Avoid exaggeration (مبالغة) in the clarity of pronounced laam sakinah.

• زُلْزِلَتْ / وَلْيُوفُوا

Avoid producing qalqalah while pronouncing laam sakinah.

• أَلْسِنَتُكُمْ / أَلْتَقَى

Laam of the word Allah

لام لفظ الجلالة

heavy

- When you start reading with it:

• اللَّهُ الصَّمَدُ

- When it comes after fat-ha:

• قُلْ هُوَ اللَّهُ

- When it comes after dammah:

• نَصْرُ اللَّهِ

light

- When it comes after kasrah

• بِسْمِ اللَّهِ

Practice with Quranic examples:

خَتَمَ اللَّهُ عَلَى قُلُوبِهِمْ وَعَلَى سَمْعِهِمْ ط

فَزَادَهُمُ اللَّهُ مَرَضًا ط

اللَّهُ يَسْتَهْزِئُ بِهِمْ

وَأَدْعُوا شُهَدَاءَكُمْ مِّن دُونِ اللَّهِ

الَّذِينَ يَنْقُضُونَ عَهْدَ اللَّهِ

فَلَوْلَا فَضْلُ اللَّهِ عَلَيْكُمْ وَرَحْمَتُهُ

وَإِنَّ مِنْهَا لَمَّا يَهْبِطُ مِنْ خَشْيَةِ اللَّهِ سَقَطَ

Search for all “Laam sakinah” then pronounce them correctly.

Search key:

Look for any Laam letter with sukoon sign or carries nothing.

Apply the rule and pronounce the sound correctly.

بِسْمِ اللَّهِ الرَّحْمَنِ الرَّحِيمِ
طه ﴿١﴾ مَا أَنْزَلْنَا عَلَيْكَ الْقُرْآنَ لِتَشْقَى ﴿٢﴾ إِلَّا نَذْكِرَةً
لِّمَنْ يَخْشَى ﴿٣﴾ تَنْزِيلًا مِّمَّنْ خَلَقَ الْأَرْضَ وَالسَّمَوَاتِ الْعُلَى ﴿٤﴾
الرَّحْمَنُ عَلَى الْعَرْشِ اسْتَوَى ﴿٥﴾ لَهُ مَا فِي السَّمَوَاتِ وَمَا فِي
الْأَرْضِ وَمَا بَيْنَهُمَا وَمَا تَحْتَ الثَّرَى ﴿٦﴾ وَإِنْ تَجَهَّرَ بِالْقَوْلِ
فَإِنَّهُ يَعْلَمُ السِّرَّ وَأَخْفَى ﴿٧﴾ اللَّهُ لَا إِلَهَ إِلَّا هُوَ لَهُ الْأَسْمَاءُ
الْحُسْنَى ﴿٨﴾ وَهَلْ أَتَاكَ حَدِيثُ مُوسَى ﴿٩﴾ إِذْ رَأَى نَارًا
فَقَالَ لِأَهْلِهِ امْكُثُوا إِنِّي آنستُ نَارًا لَعَلِّي آتِيكُمْ مِنْهَا بِقَبَسٍ
أَوْ آجِدُ عَلَى النَّارِ هُدًى ﴿١٠﴾ فَلَمَّا أَنْهَا نُودِيَ يَمْوَسَى ﴿١١﴾
إِنِّي أَنَارُ بُكَ فَاخْلَعْ نَعْلَيْكَ إِنَّكَ بِالْوَادِ الْمُقَدَّسِ طُوًى ﴿١٢﴾

Search for:
(الله)
word then pronounce it
correctly.



Search key:

Look at the letter
preceding the word
Allah then detect its
vowel.

Apply the rule and
pronounce the sound
correctly.

بِوَكِيلٍ ﴿٤١﴾ اللَّهُ يَتَوَفَّى الْأَنْفُسَ حِينَ مَوْتِهَا وَالَّتِي
لَمْ تَمُتْ فِي مَنَامِهَا فَيُمْسِكُ الَّتِي قَضَىٰ عَلَيْهَا الْمَوْتَ
وَيُرْسِلُ الْأُخْرَىٰ إِلَىٰ أَجَلٍ مُّسَمًّى إِنَّ فِي ذَٰلِكَ لَآيَاتٍ
لِّقَوْمٍ يَتَفَكَّرُونَ ﴿٤٢﴾ أَمْ أَخَذُوا مِنْ دُونِ اللَّهِ شُفَعَاءَ
قُلْ أَوْلُوا كَانُوا لَا يَمْلِكُونَ شَيْئًا وَلَا يَعْقِلُونَ ﴿٤٣﴾
قُلْ لِلَّهِ الشَّفَعَةُ جَمِيعًا لَهُ مُلْكُ السَّمَاوَاتِ وَالْأَرْضِ ثُمَّ
إِلَيْهِ تُرْجَعُونَ ﴿٤٤﴾ وَإِذَا ذُكِرَ اللَّهُ وَحْدَهُ اشْمَأَزَّتْ
قُلُوبُ الَّذِينَ لَا يُؤْمِنُونَ بِالْآخِرَةِ وَإِذَا ذُكِرَ الَّذِينَ مِنْ
دُونِهِ إِذَا هُمْ يَسْتَبْشِرُونَ ﴿٤٥﴾ قُلِ اللَّهُمَّ فَاطِرَ السَّمَاوَاتِ
وَالْأَرْضِ عَلِيمَ الْغَيْبِ وَالشَّهَادَةِ أَنْتَ تَحْكُمُ بَيْنَ عِبَادِكَ
فِي مَا كَانُوا فِيهِ يَخْتَلِفُونَ ﴿٤٦﴾ وَلَوْ أَنَّ لِلَّذِينَ ظَلَمُوا
مَا فِي الْأَرْضِ جَمِيعًا وَمِثْلَهُ مَعَهُ لَافْتَدَوْا بِهِ مِنْ سُوءِ الْعَذَابِ
يَوْمَ الْقِيَامَةِ وَبَدَأَهُمْ مِنَ اللَّهِ مَا لَهُمْ يَكُونُوا يَحْتَسِبُونَ ﴿٤٧﴾

5

Cases of the letter Raa



حالات حرفِ الرَّاءِ من
حيثُ التَّفخيمِ والتَّرقيقِ

According to lightness and heaviness Raa letter has four cases:

1) Light Raa (4 cases)

2) Heavy Raa (8 cases)

3) Both are allowed but the priority (الأولوية) is for lightness (6 words)

4) Both are allowed but the priority is for heaviness (one word)

A) The four cases of the letter Raa to be light

رِزْقًا

عَسِيرٌ

أَلْخَيْرِ

حَجْرٍ

(1)

With short vowel kasrah.

(2)

with sukoon (original or as a result of stopping) and preceded by a letter with kasrah.

(3)

With sukoon and preceded by Yaa sakinah.

(4)

With sukoon and preceded by a saakin letter and this letter is preceded by a letter with kasrah

1) with short vowel kasrah:

صُدُورِ النَّاسِ

شَرِّ حَاسِدٍ

رِحْلَةَ الشِّتَاءِ

الْقَارِعَةُ

فَالْمُورِيَّتِ قَدْحًا

Light Raa



2) with sukoon (original or as a result of stopping) and preceded by a letter with kasrah:

Light Raa

وَأَسْتَغْفِرُهُ

الْمَقَابِرِ

فِرْعَوْنَ

السَّرَائِرِ

بِمُصِطِرٍ

رِ

except for 5 words:

وَأِرْصَادًا / لِبِأَمْرِ صَادٍ / فِرْقَةٍ / مِرْصَادًا / قِرْطَاسٍ

Unlike the rule Raa letter in these five words is heavy.



3)with sukoon and preceded by Yaa sakinah:

خَيْرٌ

الْكَبِيرُ

يَسِيرٌ

لَكُمْ فِيهَا خَيْرٌ

وَلَحْمِ طَيْرٍ

Light Raa

ير

4) with sukoon and preceded by a saakin letter and this letter is preceded by a letter with kasrah:

Light Raa

قَسَمٌ لِّذِي حِجْرٍ

حِجْرٍ

إِنَّ هَذَا لَسِحْرٌ

B) The eight cases
of the letter Raa to be heavy

(1) With short vowel fat-ha

Heavy
Raa

رَ

يَسِيرًا

رَجَعِهِ

فَأَكْرَمَهُ

رَأَوْهُمْ

الرَّجْعِ

أَدْرَاكَ

رَانَ

2) With sukoon and preceded by fat-ha

Heavy
Raa

الأَرْضِ

أَرْبَعِينَ

الْقَرْيَةِ

يَرْمُونَ

بِأَرْبَعَةِ

النَّارِ

رَ

3) With sukoon and preceded by a sakin letter which is preceded by fat-ha:

Heavy
Raa

وَالْفَجْرِ

عَشْرِ

وَالْوَتْرِ

وَالْعَصْرِ

4) With short vowel damma

Heavy
Raa

رُ

تُؤْتِرُونَ

وَنِيْسِرُكَ

يَنْظُرُونَ

رُفِعَتَّ

سُرُرٌ

يَنْظُرُونَ

5) With sukoon and preceded by dammah

Heavy
Raa

الْقُرَّاءَانُ

أَرْسَلْتُمْ

فَأَنْظُرُ

نُكْرٍ

سُعْرٍ

يَجُورُ



6) With sukoon and preceded by sakin which is preceded by dammah.

Heavy
Raa

خُسْرٍ

الْعُسْرِ

الْكُفْرِ

وَحُمْرٍ

صُفْرٍ

7) With sukoon and preceded by hamzatul wasl

Heavy
Raa

فَأَرْجِعُوا

أَرْضَى

أَرْتَبْتُمْ

أَرْحَمَهُمَا

وَأَرْكَعُوا

وَأَرْزُقْ

أَرْ

8) The **five words** mentioned before:

Heavy
Raa

رُصَا قَا طَ

وَأِرْصَادًا

فِرْقَةَ

قِرْطَاسٍ

لِبِالْمِرْصَادِ

مِرْصَادًا

c) Lightness and heaviness both are allowed
but the priority is for lightness (6 words)

فِرْقٍ

أَلْقَطِرٍ

وَنُذِرٍ

يَسْرٍ

فَأَسْرٍ

أَسْرٍ

**D) Lightness and heaviness both are allowed
but the priority is for heaviness (one word)**

مِصْرٌ

Search for all “Raa letter rules” then **apply** them correctly.



Search key:

Look for every Raa letter in the page.

Look at its vowel.

Apply the rule and pronounce the sound correctly.

خُشَعًا أَبْصَرُهُمْ يَخْرُجُونَ مِنَ الْأَجْدَاثِ كَأَنَّهُمْ جَرَادٌ مُنْتَشِرٌ ﴿٧﴾
مُهْطِعِينَ إِلَى الدَّاعِ يَقُولُ الْكٰفِرُونَ هَذَا يَوْمٌ عَسِرٌ ﴿٨﴾ * كَذَّبَتْ
قَبْلَهُمْ قَوْمُ نُوحٍ فَكَذَّبُوا عَبْدَنَا وَقَالُوا مَجْنُونٌ وَازْدُجِرَ ﴿٩﴾ فَدَعَا
رَبَّهُ وَآنِي مَغْلُوبٌ فَانْتَصِرَ ﴿١٠﴾ فَفَتَحْنَا أَبْوَابَ السَّمَاءِ بِمَاءٍ مُنْهَمِرٍ
﴿١١﴾ وَفَجَّرْنَا الْأَرْضَ عُيُونًا فَالْتَقَى الْمَاءُ عَلَىٰ أَمْرٍ قَدْ قُدِرَ ﴿١٢﴾
وَحَمَلْنَاهُ عَلَىٰ ذَاتِ الْأَوَّاحِ وَدُسِّرَ ﴿١٣﴾ تَجْرِي بِأَعْيُنِنَا جَزَاءً لِّمَن كَانَ
كُفِرَ ﴿١٤﴾ وَلَقَدْ تَرَكْنَاهَا آيَةً فَهَلْ مِنْ مُدَكِّرٍ ﴿١٥﴾ فَكَيْفَ كَانَ
عَذَابِي وَنُذُرٍ ﴿١٦﴾ وَلَقَدْ يُسِّرْنَا الْقُرْءَانَ لِلذِّكْرِ فَهَلْ مِنْ مُدَكِّرٍ ﴿١٧﴾

**General revision:
Search for..**

Throat clarity

Real hiding

Oral hiding

Merging with ghunnah

Heavy Raa

Most complete ghunnah

Oral clarity

The word Allah with heavy Laam

The word Allah with light Laam

بِسْمِ اللَّهِ الرَّحْمَنِ الرَّحِيمِ
سَبَّحَ لِلَّهِ مَا فِي السَّمَوَاتِ وَمَا فِي الْأَرْضِ وَهُوَ الْعَزِيزُ الْحَكِيمُ
يَتَأْتِيهَا الَّذِينَ ءَامَنُوا لَمْ تَقُولُوا مَا لَا تَفْعَلُونَ ﴿٢﴾
كَبُرَ مَقْتًا عِنْدَ اللَّهِ أَنْ تَقُولُوا مَا لَا تَفْعَلُونَ ﴿٣﴾ إِنَّ
اللَّهَ يُحِبُّ الَّذِينَ يُقَاتِلُونَ فِي سَبِيلِهِ صَفًا كَانَهُمْ
بُنِينَ مَرْصُوصٌ ﴿٤﴾ وَإِذْ قَالَ مُوسَى لِقَوْمِهِ يَا قَوْمِ لِمَ
تُؤذُونَنِي وَقَدْ تَعَلَّمْتُمْ أَنِّي رَسُولُ اللَّهِ إِلَيْكُمْ فَلَمَّا
زَاعُوا أَرْوَاحَهُمُ اللَّهُ قُلُوبَهُمْ وَاللَّهُ لَا يَهْدِي الْقَوْمَ الْفَاسِقِينَ ﴿٥﴾

Congratulations...



Now you are ready for the next level:

(Advanced Tajweed for non Arabic speakers)

All my best wishes...

